



# Minnesota Lace Society

April 2013, Newsletter

**Meeting: Monday, April 8, 2013, 6:45p.m**

**Location: St. Anthony Park Lutheran Church, 2323 Como Ave. St. Paul, MN**

**Program: Presentation by Lynn on Youghal**

Garage Sale in April: Bring your craft related things for sale! You bring it, you price it, and collect the money. Do you have doubles of books? Books and supplies for a technique you have left behind? Partially completed projects that just need a new home? Thread/yarn/stuff that no longer matches your direction? We might find a new home for it! Anything remaining at the end of our April meeting can either go home with you or be donated to the Textile Center of Minnesota's annual garage sale, Sat., April 13th, <http://www.textilecentermn.org/garagesale.asp>.

Anne will bring the MLS collection of assorted lace for identification.

## **Discussion from the March Meeting**

Meeting location: We have been discussing whether to return to meeting at the Textile Center of Minnesota after light rail construction or to stay at St. Anthony Park Lutheran Church. Our board recommended staying at the church (parking, lighting, ability to hear, lack of conflict with other groups with microphones, etc.). We voted at the March meeting. We will continue to meet at St. Anthony Park Lutheran Church! Further, we discussed and also agreed to meet at the church over the summer, on our regular schedule of the second Monday of the month. If anyone wants to host a social gathering over the summer at a time other than our regular meeting night that would be terrific!

Candidates *\*needed\** for elections in May!

We need volunteers for the offices of vice president and treasurer. Each position is a two-year term. The election will be held at our May meeting, nominations must be received by our April meeting to be in alignment with our by-laws. The new officers will hold these offices from Sept. 2013 through Sept. 2015. Please notify any officer of interest or with questions.

Vice President: Work with the President to meet the goals of the Society. Work with inter-group (outside Minnesota Lace Society) contacts for the Society's benefit. To fill in for the President as needed.

Treasurer: To handle all monetary transactions of the group in a timely manner. To collect dues, oversee budget and maintain written records of all transactions. Insure budget appropriations are adhered to by officers and designated members. Make recommendations of budget adjustments to Executive Board. The Treasurer shall prepare a financial summary at the end of the fiscal year. Maintain list of members in good standing.

Pam & Angelia will be handling Newsletter duties and Lynn has volunteered to be our Program Chair for 2014. Thank you volunteers.

The MLS Library is up on the website. Most of the books are available to view. Information is on the site on how to check out the books.

Thoughts on the Hyperbolic Tatting Program – The Spiral  
By, Darlene

March's program was on hyperbolic tatting. I want to give my thanks to Susan for supplying the instructions on this technique and to thank Rhonda and Betty for decoding it for me. I really enjoyed learning this technique. I have made one large spiral in size 10 thread, and two smaller ones in size 20 thread. I added a color in the smaller ones by attaching the new thread on the foundation chain; where I ended the spiral I did two rows of the added color. This will have all of the threads ending at one end of the spiral. The smaller two will be made into earrings.

The problems I encountered were remembering to put in the picots at the juncture of 1-2 LJ (lock join) – 2-1. I had to undo a couple of times. The other problem was holding the tatting and not letting the foundation chain twist around the core thread.

The flower held no obstacles for me. Once started, it repetitive. Just keep tatting until it's the size you want.

### Spiral pattern

Foundation chain is -2ds- until there are 17 sets of 2ds separated by 16 picots. Fold back work so that the picots are pointing up. Do two second half Sts (this raises the height of the tatting) to start the 2<sup>nd</sup> row



Row 2: -2ds-1 LJ 1- 2ds LJ until you reach the end of the foundation chain. This row is repeated as many times as you want.

For the main part of the spiral, I did four rows including the foundation chain.

There are two segments that are repeated across the chain, for the 2<sup>nd</sup> and all subsequent rows.

Repeat -2ds-1 LJ, 1- 2ds LJ until you reach the end of the foundation chain. You must start each row with -2-1 LJ  
1818 Watkins Rd


As in most tatting the size of the thread, dictates the size of the finished product. I also experimented with the count of ds for the spiral. I found that an odd number of double stitch sets separated by a picot on the foundation chain work best. Before the last LJ you will do a 1-2 LJ. That way when you start the next row you start with -2-1 LJ.

This is the site you can go to for a pdf file of the program handout.

[www.georgiaseitz.com/2008/pattydhow2hyperbolictat.pdf](http://www.georgiaseitz.com/2008/pattydhow2hyperbolictat.pdf)

## Reminders for our May meeting:

Monday, May 13, 2013, starting at 6:30 p.m. Bring something to share for our potluck. Elections for Vice President and Treasurer will be held. Also our Spring Friendship Exchange - make something in/of hand-made lace to exchange. Bookmarks, seasonal ornament, coaster size mat, some lacey thing. Wrap your item and include a note with your name, the lace technique, where the pattern was found or if this is an original design, and materials used - answers to all the questions we are going to ask!



Free eBook  
Project Gutenberg's Lace, Its Origin and History, by Samuel L. Goldenberg.

Check it out at:  
[www.gutenberg.org](http://www.gutenberg.org)

Type it title in the search book catalog on the left side of page.








From Facebook's "Lacemaker" page, UK bobbin turner Chris Parsons':  
I thought I would just let you all know that today I have launched "The Bobbin Shop" it's the online shopping basket for Lace Bobbins by Chris Parsons. It will make it easier to order/buy any of the bobbins I make. I hope you all like it!  
<http://www.thebobbinshop.com/>

### Officers for 2013

PO Box Address:  
Minnesota Lace Society  
Textile Center  
3000 University Ave SE  
Minneapolis, MN 55414

President: Betty  
Vice President: Anne  
Demos: Pam  
Treasurer: Michelle  
Programs:  
Secretary: Rhonda  
Newsletter: Pam  
Website: Pam  
Education: Deb Oswald and Ann  
Textile Center Liaison: Anne  
Library: Information is on the website

# MLS 2013 Calendar of Activities & Events

<b>APRIL</b>					
	DATE	TIME	EVENT	INFO	LOCATION
	April 8th (Monday)	6:45 pm	Meeting	Program – Presentation, Garage Sale & Lace Identification	St. Anthony Park Lutheran Church
<b>MAY</b>					
	DATE	TIME	EVENT	INFO	LOCATION
	May 13th (Monday)	6:30 pm	Meeting	Program – Pot Luck & Lace Exchange	St. Anthony Park Lutheran Church
	May 2-5	All day	Festival of Nations	Demonstration	St. Paul Civic Center
<b>JUNE</b>					
	DATE	TIME	EVENT	INFO	LOCATION
	June 10th (Monday)	6:45 pm	Meeting	Program – Summer get together	St. Anthony Park Lutheran Church